



Foot Long Fractions

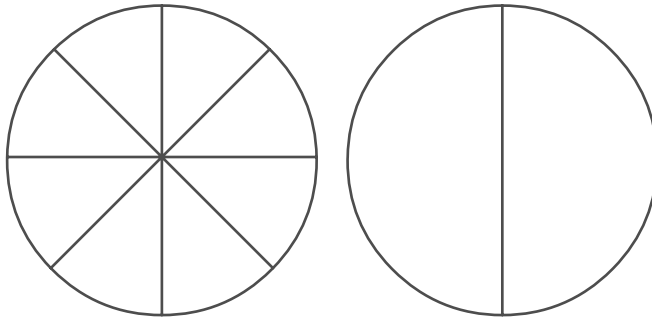
Activity Sheet

Name: _____

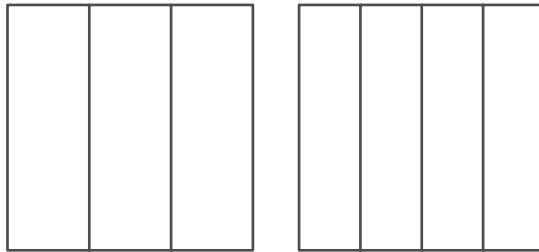
Class: _____

Use the models to show each fraction.
Then use $<$, $=$, or $>$ to compare the fractions.

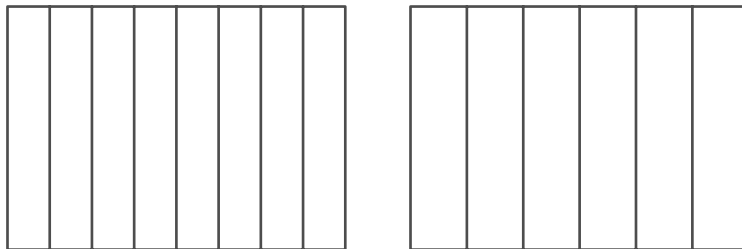
1. $\frac{1}{6}$ _____ $\frac{1}{2}$



2. $\frac{2}{3}$ _____ $\frac{2}{4}$

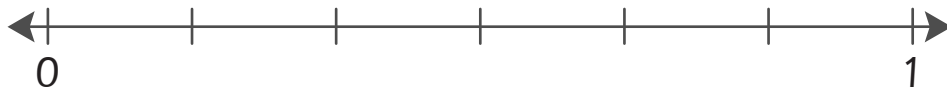
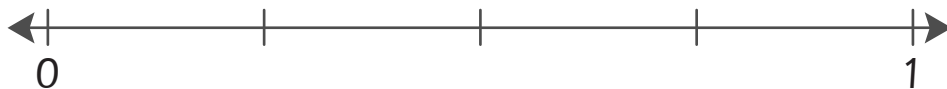


3. $\frac{5}{8}$ _____ $\frac{5}{6}$



Use the number lines to model each fraction.
Then use $<$, $=$, or $>$ to compare the fractions.

4. $\frac{3}{4}$ _____ $\frac{3}{6}$



5. $\frac{1}{2}$ _____ $\frac{1}{3}$

